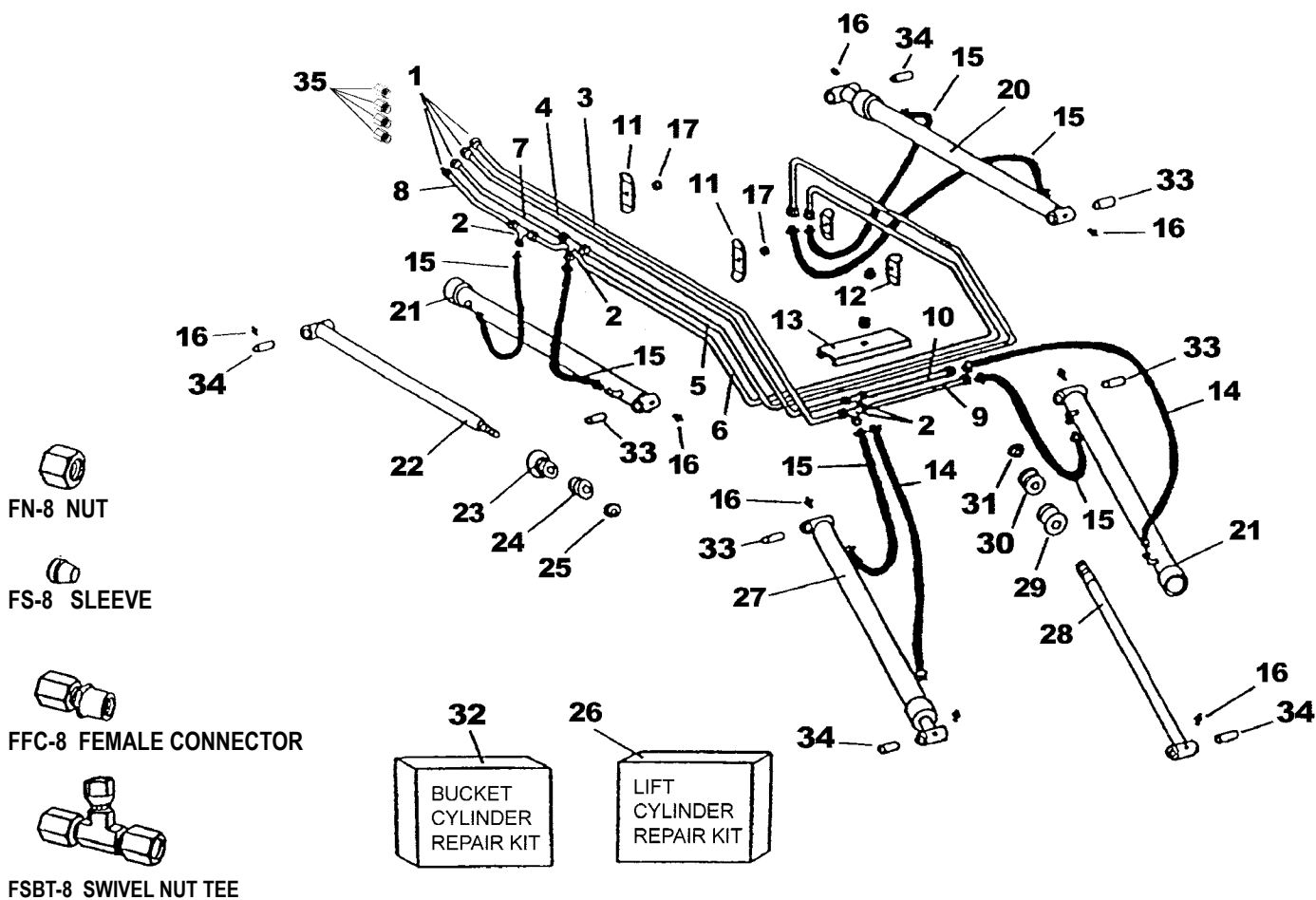


## TA-111 & TA-111A LOADER REPLACEMENT PARTS

Ref.	Part No.	Description	Qty.	Ref.	Part No.	Description	Qty.
1	MT-212AS	TOWER (STD)	-	12	CBF1210072	3/4" X 4 1/2" CARRIAGE BOLT	5
	MT-312AS	TOWER (TA-111A)	-	13	C-8A	QUICK COUPLER	1
2	MF-204AS	FRAME ONLY	1	14	QC-811AS-L	LATCH (LEFT)	1
3	MF-50AAS	GAUGE ROD HOLDER	1	15	QC-811AS-R	LATCH (RIGHT)	1
4	MF-149	GAUGE ROD	1	16	SBC0616024	FLAT HEAD BOLT	2
5	CBF1210064	3/4" X 4" CARRIAGE BOLT	4	17	HTN0616	3/8" LOCKNUT	2
6	HTN1210	3/4" LOCKNUT	12	18	48Q107A	48" BUCKET	*
7	MF-230A	INSERT BUSHING	4		60Q109A	60" BUCKET	*
8	LF-84A	LIFT PIN	2		66QS14	66" SKID STEER BUCKET (OPTION)	*
9	MF-69AAS	GAUGE ROD PIN	1	19	MB-214	48" CUTTING EDGE	*
10	CTK0200016	COTTER KEY	2		MB-114	60" CUTTING EDGE	*
11	ZER1805	GREASE FITTING	4	20	MB-115	SIDE EDGE	2
				21	DEC-111	DECAL KIT	1
				22	C-22	SKID STEER COUPLER (OPTION)	1


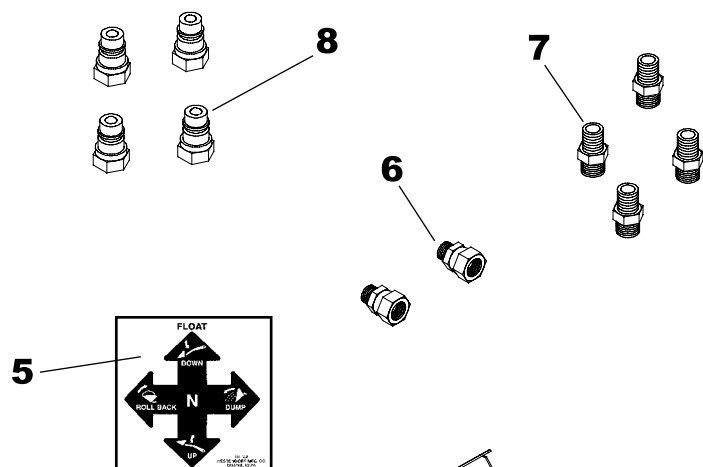
NOTES: \* Check width of bucket and use the appropriate part number. If size is not given contact your dealer or Westendorf Manufacturing Co.



## TA-111 & TA-111A HYDRAULIC LINES AND CYLINDER PARTS

Ref.	Part No.	Description	Qty.	Ref.	Part No.	Description	Qty.
1	FN-8	OIL LINE NUT	8	20	L-15C	LIFT CYLINDER	2
2	FSBT-8	SWIVEL NUT TEE	4	21	B-1501B	CYLINDER BARREL	4
3	OLT-103	OIL LINE	1	22	L-1510C	LIFT CYLINDER RAM	2
4	OLT-104A	OIL LINE	1	23	G-H	GLAND	2
5	OLT-106A	OIL LINE	1	24	P-C	CYLINDER PISTON	2
6	OLT-107A	OIL LINE	1	25	HFN1614	1 HEX NUT	2
7	OLT-101A	OIL LINE	1	26	#7CK	REPAIR SEAL KIT	*
8	OLT-102A	OIL LINE	1	27	B-15C	BUCKET CYLINDER	2
9	OLT-105	OIL LINE	1	28	B-1510C	BUCKET CYLINDER RAM	2
10	OLT-100A	OIL LINE	1	29	G-I	GLAND	2
11	OH-3C	OIL LINE HOLDER	2	30	P-J	PISTON	2
12	OH-6A	OIL LINE HOLDER	2	31	HFN1414	7/8" HEX NUT	2
13	OH-11	OIL LINE COVER	1	32	#8CK	REPAIR SEAL KIT	*
14	H06030FF	30" HOSE	2	33	B-1531A	INSERT BUSHING	4
15	H06020FF	20" HOSE	6	34	MF-230A	INSERT BUSHING	4
16	ZER1805	GREASE FITTING	8	35	PF-FFC8	FEMALE CONNECTORS	4
17	HFN0616	3/8" HEX NUT	5				

**NOTE:** \* Contains O-Rings, back-up washers, piston rings, snap rings and seals to repair cylinder.



## KVJ-15 VALVE

Ref.	Part No.	Description	Qty.
1	VP-171-01	VALVE PLATE	1
2	VP-171-02	COVER PLATE	1
3	OC-2NB	VALVE (Vertical Configuration)	1
4	VJ-302COM	HANDLE KIT	1
5	DE-VJ1	DECAL	1
6	PF-OS0806	3/4" X 3/8" SWIVEL ADAPTER	2
7	PF-OA06	9/16" X 3/8" MALE ADAPTER	4
8	LM-110	MALE COUPLER	4
9	EXH-72	EXHAUST CLAMP	2
10	SHW1214008	1/2" SHEET METAL SCREW	4

## HOSE PACKAGE FOR BRACKET KIT

Ref.	Part No.	Description	Qty.
	HK-47	HOSE KIT (REPLACES HK-41)	1
	HK-48	HOSE KIT (REPLACES HK-40)	1

NOTE: KIT WILL USE HOSE KIT 47 OR 48 NOT BOTH

## MA-26 MANIFOLD

